



IJMIRD 2015; 2(3): 632-638
www.allsubjectjournal.com
Impact factor: 3.672
Received: 08-03-2015
Accepted: 23-03-2015
E-ISSN: 2349-4182
P-ISSN: 2349-5979

Merry Choudhury
Research Scholar, Department
Of Geography, Gauhati
University

Women literacy level in Pathsala town of Barpeta district, Assam, India

Merry Choudhury

Abstract

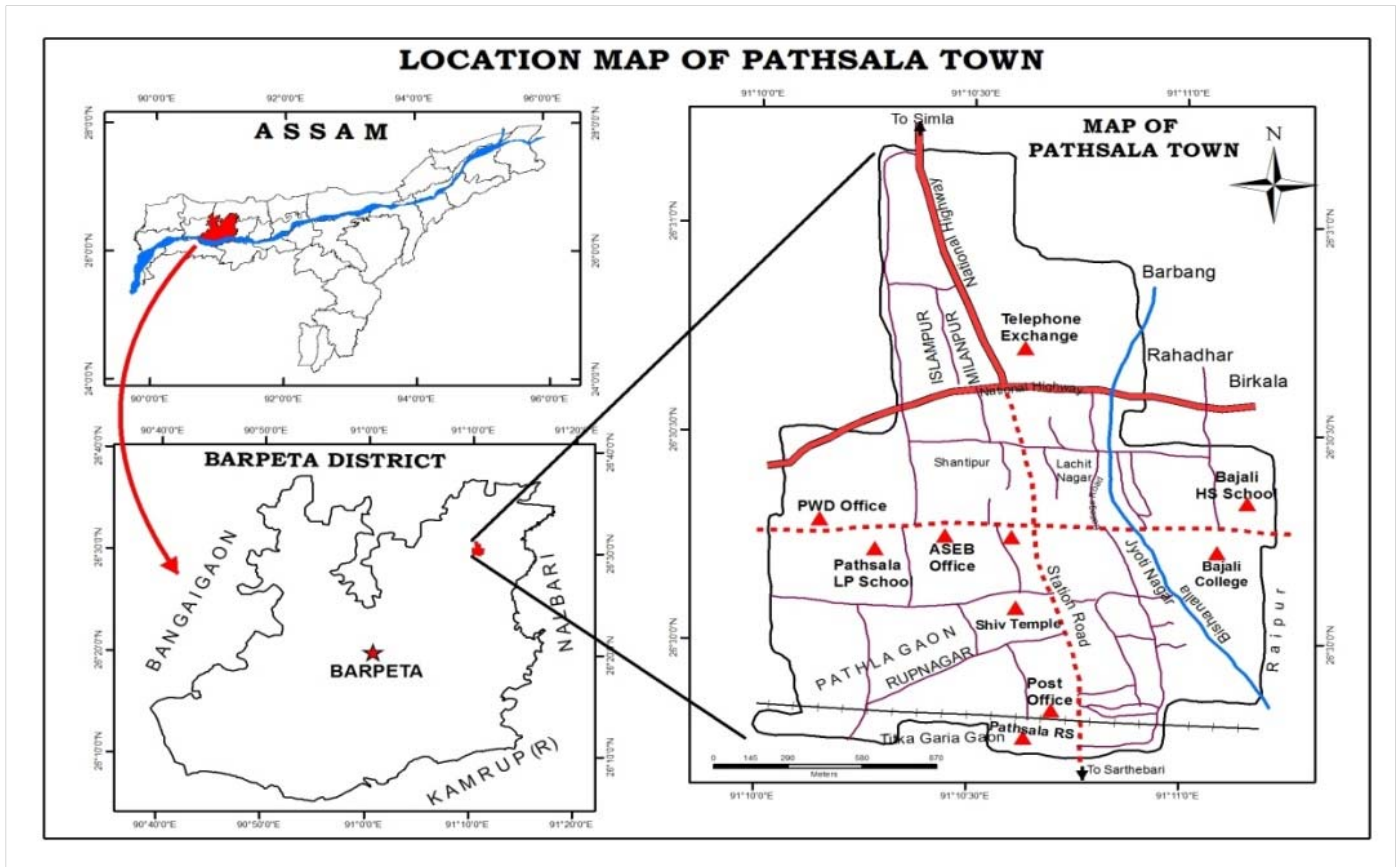
Education is an instrument of social change and it is the first step towards literacy. Education and literacy both of two are co-related. Education may mean formal education and non-formal education. Formal Education obtain from school setting and non-formal education is obtain any other source. In the present world, technology is developed day by day but many Indian villages, literacy rate of woman is very poor due to neglecting women education of our country. The progress of a country is depend upon the development of women in that country. Education play a vital role in the progress of a nation. In the present day maximum percentage of rural areas women face illiteracy problem. If women are educated then they will be aware of her right and fight against various problem related to her. According to census of India women literacy is upgraded from 1951 to 2001 it increase 7% to 54%, unfortunately only 39% of women are literate as compared men's 64%. On the other hand in assam, census 2001 the literacy of women are 56% and male are 71.93%. this study include the women literacy and the educational level in Pathsala town of Barpeta district. The regional variation in literacy specially study in female literacy is most important than only we reduce the problem of low literacy in female of our state in a comfortable level.

Keywords: Literacy, Population, Female

1. Introduction

Pathsala is one of the most popular town under Bajali Sub-division of Barpeta district with homogeneous character of plain topography. It is a well known town and a town area committee in Barpeta district. This study area bounded by Nalbari district in the East, Sarupeta town in the West, Baksa district cover the northern part and southern part of the district cover Sarthebari town of Barpeta district. The town is geographically located $26^{\circ}49'93''$ N and $91^{\circ}17'92''$ E. The most popular college Bajali is situated in the eastern part of the town. The Pathsala town is divided in to four wards in the north south east west part of the town. The study area falls under humid sub-tropical climatic region and have high concentration of population. One small stream name Bishanala flowing from north south direction drained the town area of Pathsala. Moist deciduous and grassland vegetation are found with old and new alluvium soil. According to 2001 census total house hold is 2164 with 9974 population.

Correspondence:
Merry Choudhury
Research Scholar, Department
Of Geography, Gauhati
University



Methodology

A) Pre-Fieldwork stage:

In this stage, the study performing to the topic, all the secondary data will be collected from published work of government and non government organization, which including block office, census office, Panchayat office and different article, journal, various books. In this phase consist of library work in which knowledge about literacy specially female literacy in different area. the town directory 1971, the town directory 1991, and 2001, the statistical hand book of assam, 1991-2001, are the important document from which data and information have been collected. The base map has collected from town committee office of pathsala town. Necessary maps are collected from different sources like atlas, various books related to literacy, topographical sheets, satellite imagery, and arial photographs.

B) Field Work Stage:

It is the second phase of the study, which consist of field work by sample survey to get detailed idea on caste, language, literacy, house hold etc. In the pathsala town according to 2001 census total house hold 2164, in the field we have taken 110(5%) house hold has been surveyed through a structure scheduled and questionnaires. In this stage we will be collect the primary data through questionnaires of pathsala town and record the data related to literacy and social condition of the women in that area. After field work stage we will manipulate and tabulation of various recorded data from field study. all data systematically arrange for the study and will be represent by graph and digital maps.

Analysis and Discussion

Literacy and Education Level

Literacy is an important indicator of social as well as economic development of an area. There are both spatial and group variations in literacy and education attainment level. The population of town area is highly literate due to more interest in education and social development. Lots of educational institution are situated in the town area, good transport and communication, high tendency for education make the town more literate and highly develop in education. In the pathsala town according to 2001 census total literacy is 7960 where male literate are 4563 and the female are 3397. In the town area percentage of total literacy is higher among the general caste people and a low percent represent the muslim people. The town is situated in the ideal plain area where transport and good enough to attract the people to education institute. Therefore literacy rate is high in the town and male female disparity in literacy in very low.

Table 4.2.1: Growth of Literacy in Patasala town from 1991-2001

Year	Literacy Rate	% of Literacy
1971	2771	55.2
1991	5223	82.9
2001	7960	89.71

Source: Census of India 1971, 1991, 2001 primary census abstract, Barpeta District., Town committee office of pathsala town, Bajali block of Barpeta district.

In table 4.2.1 represent the literacy rate of population in the pathsala town, which represent a good increases level from 1971 to 2001. In 1971 the literaty rate of pathsala town is below 60%, it only 55.2%. But in 2001 it bears a better respond in literacy rate which come up into 89.71%. So the literacy of pathsala town growing up a satisfactorily good trend. In 1971

total percentage of literacy of population in pathsala town is not representing the good position. When the town area increase, people are coming from different adjudge cent villages of the town for education and better working facilities, then they take a chance to get education both male and female equally and literacy rate is increase up to 55.2% to 82.9% in 1991 census. It is not a easy task because people of that area made themselves to be good literate persons. After ten years later it mean to 2001 census the literacy rate of pathsala town taking good position in society literate people. According to 2001 census it comes up in to nearly 90%(89.71%0 which is most wonderful development of the study area. The future generation are getting a chance from the present to higher education. It will see that the literacy rate of pathsala town come up in 100% in one or two years. Both male and female are equally developed themselves in education in the town.

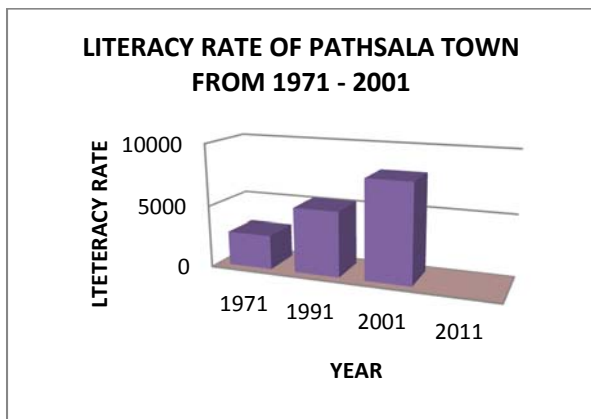


Fig. 4.2(a)

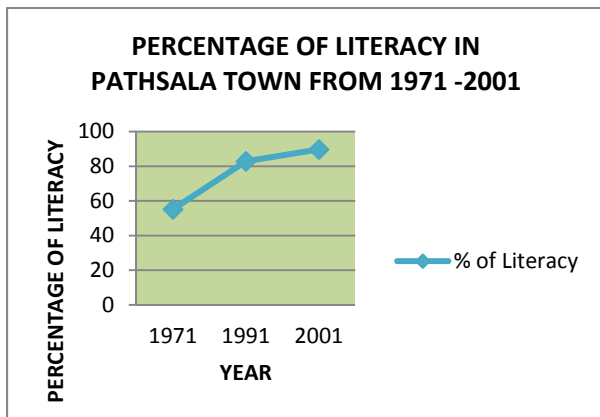


Fig. 4.2(b)

Fig 4.2(a) and fig 4.2(b) shows the literacy rate of pathsala town from 1971 to 2001 and percentage of literacy in pathsala town from 1971 to 2001. The bar diagram and the graphical representation of literacy rate in pathsala town give clear picture, how the literacy rate increases every ten to twenty years of the town. It is a positive growth in literacy which is increases every years. Women literacy is also developed day by day with the male literacy of the town.

Table 4.2.2: Number of Govt. Provisionalized Educational Institution in pathsala town.

Town	L.P.	M.E.	High school	Higher secondary	College
Pathsala	8	1	2	1	2

Source: Sarba Siksha Office of pathsala town.

Table 4.2.3: No of Private Educational Institute in Pathsala Town

Town	L.P	M.E.	High school	H.S.	Junior coll.	Senior coll.
Pathsala	4	6	10	1	5	1

Source: Sarba Siksha office of Pathsala Town

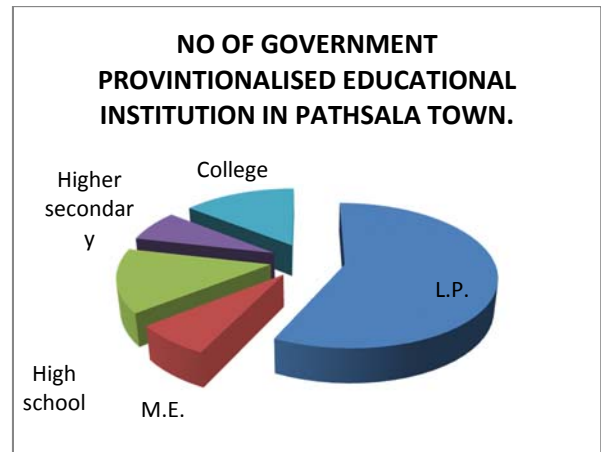


Fig. 4.2(c)

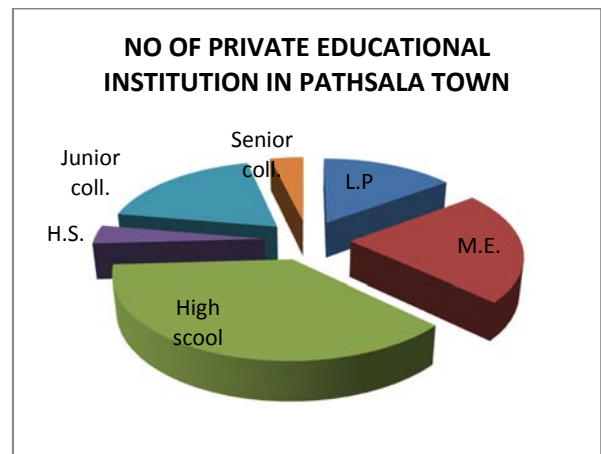


Fig. 4.2(e)

From the table 4.2.1 and the table 4.2.2 shows the educational institution of pathsala town. Table 4.2. 1 represent the Govt. provisionallysed schools and colleges. Here no of lower primary school are 8, M.E. school 1, high school 2, higher secondary school 1 and college 2. Among them Bajali higher secondary and Bajali college is the most popular educational institution in pathsala. In the town has total 14 number of government educational institute which is positive point to get more literate the persons of that area. On the otherhand table 4.2.2 represent the no of private educational institute in pathsala town, where no of lower primary are 4, M.E. 6, high school 10, H.S. 1, Junior college 5, Senior college 1. Name of this senior college is Anandaram Baruah college is most popular and academic result of this college is very good. So total 27 number of private educational institution in the town area. The study area is the centre of education so the people of that area are more literate. The study area also composed of a number computer institute, vocational training centre, arts and musical training centre etc. All the educational institution help the people of that area more educated and more literate. The town has very high literacy rate as compare to the district and state of assam. Establishment of of a large number of education institute which improve the education standard of the town.

Growth of Women Literacy in Pathsala Town

In the pathsala town is the oldest academic institution are mainly Sanskrit “Tols”and it is very popular. During the first half of this century a number of scholars at pathsala started the bajali college in 1955 give birth of higher education of the peple of this area. Bajali college area of the pathsala town is the important focal point in higher education. This college has Science Arts and Commerce team with post-graduate course of some subjects attracts a large number of student from other sides areas. Pathsala town has a good female literacy level at present position. Female of that area are equally literate with male population. From the secondary sources and field studies female literacy of pathsala town has been studied from 1971 to present position. In this study we include their past and present position of literacy level, pattern, growth and disparities. From the 1971 to at present position female literacy of pathsala town has been increasing every years. At present position the female literacy come up in to 91% and make a good position in society. Female of that area not only interested in education but also interested in social woks also.

Table 5.1.1: Growth of Female Literacy rate from 1971—2001 in Pathsala town

Years	Female Population	Literacy Rate	% of Literates Female to total Female Population	% of Literacy of total population
1971	2025	966	47.7	55.2
1991	3252(444)	2179	77.6	82.9
2001	4556(500)	3397	83.75	89.71

Source:Census of India 1971,!991, 2001 primary census abstract, Barpeta District.,Town committee office of pathsala town, Bajali block of Barpeta district.

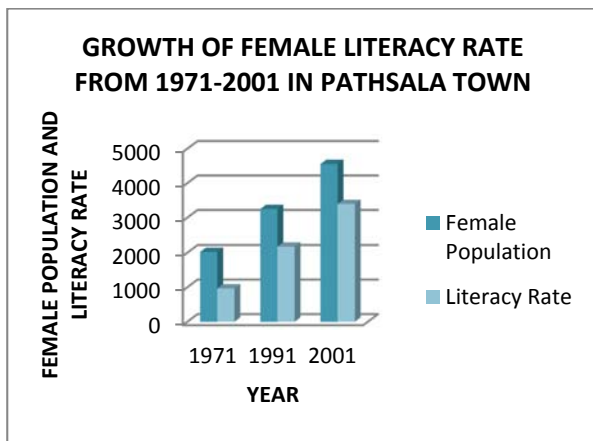


Fig: 5.1(a)

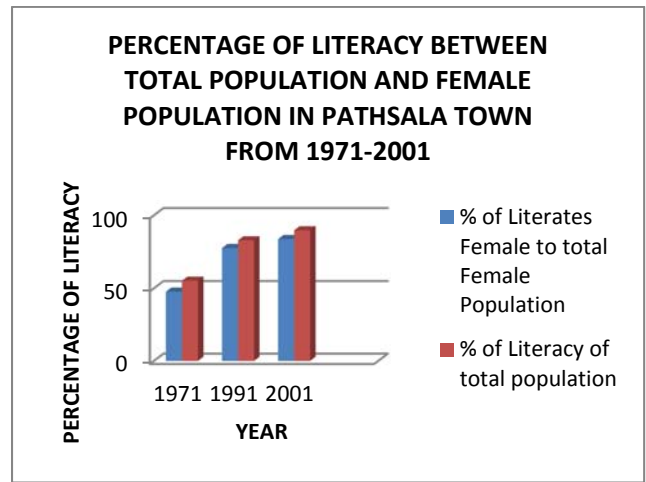


Fig: 5.1(b)

In the table5.1.1. Represent the growth literacy rate of female population from 1971 to 2001. From the table we see that in 1971 the total female population are 2025 where 47.7% women are literate. But In 2001 in increases so rapidly from 47.7% to 83.75% in pathsala town. Women of that area are very aggressive to education and improve themselves to a better step in education. Fig. 5.1(b) represent the percentage of literacy between total population and female population in pathsala town. The bar diagram shows the picture differences between total literacy level and female literacy level of the town. Female literacy is growing faster as with total literacy level. Of the study area. In 1971 the differences is 7.5%, in 1991 it come up into 5.3% and in 2001 it found to be 5.96% respectively.

Table 5.1.2: Ward wise distribution of Female literacy rate Pathsala Town 2001

Ward	Female persons	Literate Female	% of Literate Female
1	1260(116)	1051	91.87
2	996(121)	738	84.34
3	1129(134)	802	80.60
4	1171(129)	806	77.35
Total	4556(500)	3397	83.75

Source:Census of India 1971,!991, 2001 primary census abstract, Barpeta District.,Town committee office of pathsala town, Bajali block of Barpeta district.

*Figure in braket indicates children in the age group 0-6 years which treated as illiterate in 1991 and 2001 census.

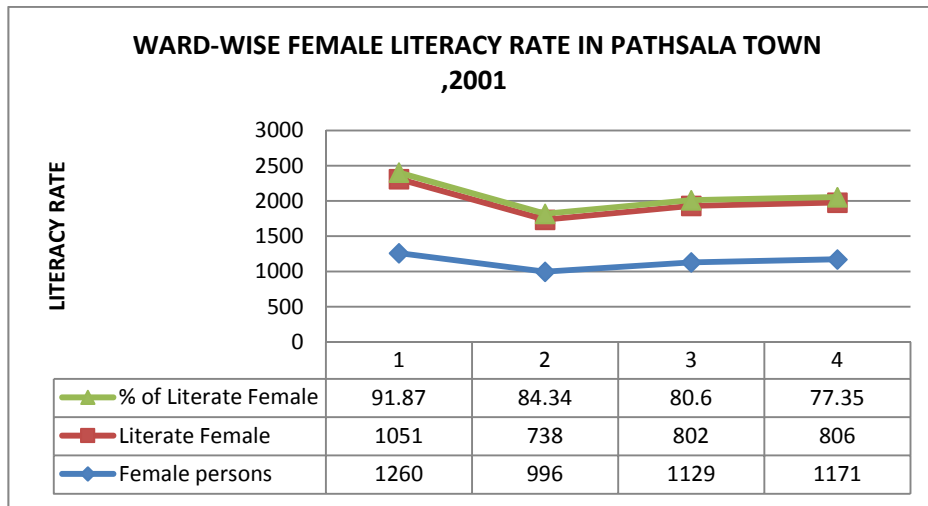


Fig: 5.1(c)

In table 5.1.2 ... represent ward wise distribution of literacy rate in pathsala town 2001. In the ward no 1 total female persons are 1260, where 116 persons are 0-6 year age group considered as illiterate. Bajali college, Bajali higher secondary, Sikhsapeth high school, Annandram academy are higher educational institution make the whole ward more literate. In this ward 91.87% female are literate. Maximum Women of this ward are engaged in service sectors and they are highly educated. On the other hand in the ward no 2, the total female population are 996 and among them 121 female population are 0-6 years. Total percentage of female literacy in the ward is 84.34%. this ward is fall under mainly urban villages mainly rupnagar area of pathsala town which literacy rate is in medium range. As like as ward no 3 also fall under village area where total female population are 1129 and literacy rate 80.60% als in medium range. If see the picture of ward no 4, which total no of female poulation are 1171, which 129 female population come under 0-6 years. And female literacy rate is only 77.35%. The area come under this ward no 4 literacy rate is lower than than the other three ward, due to the rural background of people and habitation of muslim people. Milanpure, Islampur, and part of Muguria village were actually old village which now come under township. In this ward people are mainly scheduled caste and muslim people which have the lower literacy rate. The structure of education level of education level is growing up in this town due to development of good transportation facilities, high standard of socio-economic condition, and establishment of

educational institution. The female of this area are highly interested in education. There is satisfactory structure of education level in this area because of well equipped with educational facilities like school, college etc. technical and vocational educational facilities. Females of this town are more interested in education and they want to get a job facility. Maximum family gave the equal preference the female to get educated with the male person.

Present Scenario of Women Literacy Level in Pathsala Town

From the field survey through the questionnaires we have analyzed a percentages of literacy among women of pathsala town. Total house hold 2164 number. For our field study we have taken only 5% household, which come 110 number of household in random sampling and find out a result of present women literacy scenario of the town. From the questionnaire analysis, we have calculate the present position of female literacy rate in pathsala town. At present the pathsala town has a good female literacy rate both adult women and girls. All girls and adult women are more interested in education and maximum of them are highly educated. The rate of literacy is not same through out the town, it varies from ward to ward. From the field survey we have analyzed the level of literacy in between girls and adult women and to what level they have literate. We also studied the literacy level of four ward's female in pathsala town.

Table 5.2.1: Ward wise Literacy level of women in pathsala tow from field survey.

% of Female Literacy			% of female Literacy Ward 1	% of female Literacy Ward 2	% of female Literacy Ward 3	% of female Literacy Ward 4
Adult women	Girls	Total				
50	41	91	96	93	90	85

Source: Field survey

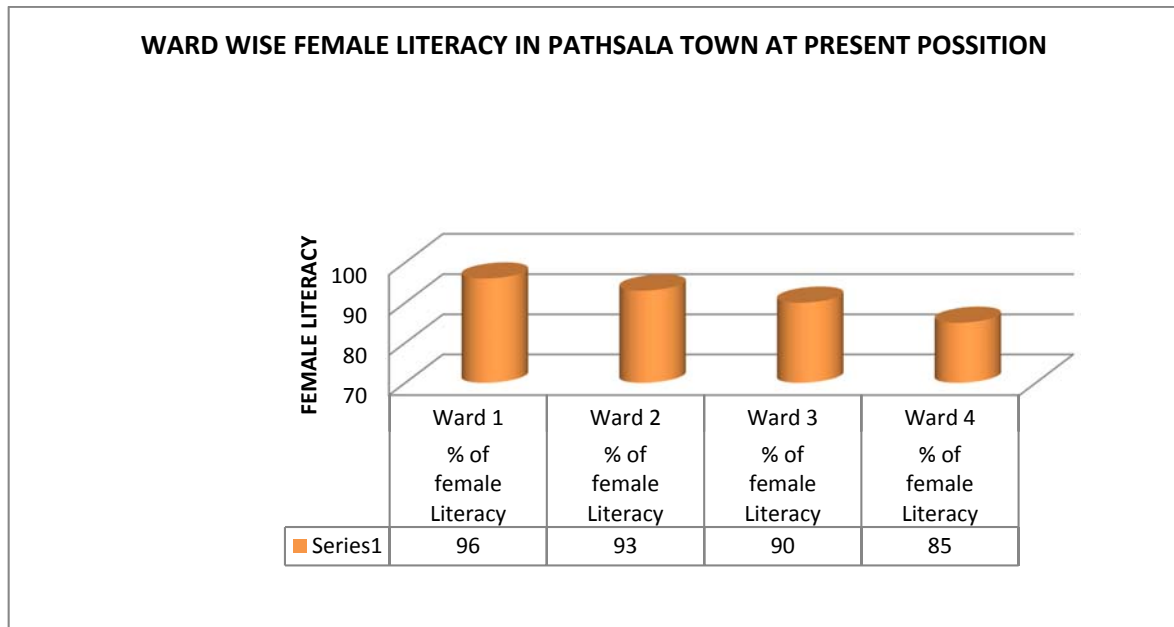


Fig: 5.2(b)

In the table 5.2.1 shows ward wise literacy level of female in pathsala town at present position. Total literacy of female which include the girls and adult women and their percentage level of literacy. On the other hand we have calculate from field data, ward wise female literacy rate of pathsala town. From the result we have found 91% literacy among the female where 50% are adult women and 41% are girls. If we see the present literacy condition in ward 1 is 96%, in ward no 2, 93%, ward no 3, 90% and lastly the ward 4 represent the 85% of female literacy. In compare to 2001 answers the literacy among the female in ward 3 and ward 4 come under a better condition of development in literacy. In the fig 5.2(a) and 5.2(b) represent the literacy level of pathsala town of female both girls and adult women by bar diagram also represent wardwise female literacy rate in present position of study area. In ward no 1 have the high literacy rate and ward no 4 have the lower literacy rate. In the ward no 1 has the centre of education institute and it influence the nearest people of the ward.

Table 5.2.2: Status of Literacy level in pathsal town

Literacy Level	% of Literacy
Illiterate	0
Below H.L.S.C.	5
H.L.S.C.	22
H.S.	10
BA/BSc.	36
MA/MSc.	25
Above	2

Source: Field Survey

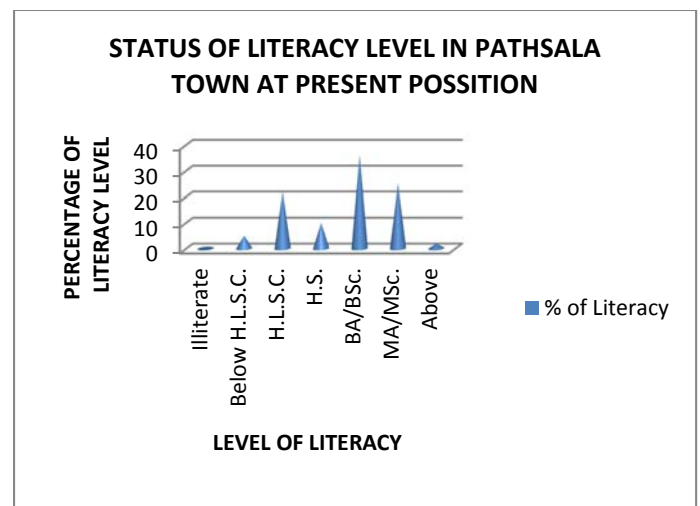


Fig.5.2©

In the table 5.2.2 and fig 5.2© represent the status of female literacy level in pathsala town at present position. If we see the condition of status in literacy of pathsala town, we have found 5% female are come under below H.L.S.C. So a high status main the female of pathsala town. They are highly educated. From the field survey it also noticed that maximum women has interested in higher education after marriage also. Illiterate person found to 0.5%. In the pathsala town our field study give result that 22% female are H.S.L.C. level literate, 100% are H.S. level, 36% are graduate level both formal and technical education, 25% are postgraduate and other 2% are very high status in literacy. Maximum women and girls are working in service sectors; academic results of the girls are very good in school and college. Very few women are found as a housewife and they are engaged in social work also. The status of the literacy in the study area is good.

Conclusion

From the detailed study it is experienced a lot about the literacy pattern and status of female population in the pathsala town. Women who can act as catalysts in the development process of the society so if they are literate they can develop the society.

The about pathsala town give us idea of about how the women population of the town progress on literacy and education. The town had the literacy rate in 1971 but it increased very firstly in 2001 and 2011. In 1971 the female literacy is only 47.7% and 2001 in come up into 83.75%. Female of this town are more interested in education and maximum women are engaged in service sectors mainly education institute like school, college and other govt. and private sectors is higher among the general caste people, other caste are also developed but they are not occupied the same rank as well as general caste in education. Transport facility and well establishment of good education institution make people of the pathsala town mainly the female are come under the opportunity to earn education. Adult women of this town facing some problem in earning education at their time, this are mainly economic, transport and early marries problems. But the girls of the area are not facing very low problem related to education. There is marked sex disparity in literacy between the man and women of pathsala town. Both almost equally literate and higher educated. Male and female both are equally interested in education and they also facilitate the equal opportunity for literate. Families are also small and they grow up a well develop economic condition.

Acknowledgement

The author is thankful to Town committee office of pathsala town, Bajali block of Barpeta district for providing.

References

1. Akhter, S. (2012): Indirect Benefits of Women's Education: Evidence from Bangladesh, A Ph.D. thesis, University of Wollongong.
2. Census of India (2001): "Primary Census Abstract", General population of India.
3. Chandna R.C. (1986): "Geography of Population", Kalyani publication, New Delhi.
4. Choudhury, B. (2010) : A study on the need of Women Education for Socio-Economic Development of rural Assam.
5. Das, M. (1999): Pattern of Social Change Among the Major Tribal Groups in Guwahati City, An Unpublished M.Phil. Dissertation, G.U.
6. Dongaru S.N. (2012): Literacy Levels of Women in Maharashtra State" "Social Growth" vol.1, issue: iv, may.
7. Gosal, G.S. (1985): Spatial Perspective on Literacy in India, in R.P. Mishra ed." Contribution to Indian Geography" Heritage Publication, New Delhi.
8. Kalita, G. (2003): Changing Socio-Economic characteristics of pathsala town, An unpublished M.Phil. dissertation, G.U.
9. Kandari, S. and Lans, S.J: Effects of Female Literacy in villages in rural Rajasthan.
10. Kar, B. (2002): *Woman Population of North East, A Study in Gender Geography*, Regency Publication, New Delhi.
11. Kar, B.K. and Sharma, H.N. (1994): Women Literacy in Assam," *North Eastern Geographer*", vol. 25, pp. 18-39.
12. Kaur, N. and Kumar, S.: Literacy rate and Gender Gap in Scheduled casts in India.
13. Moore, S.: National Female literacy, individual socio-economic status and maternal health care use in sub-Saharan Africa.
14. Nath, K.: Educational and Empowerment of Assam, A case study of India.

15. Niruaula, A. (2011): Rethinking the Role of Literacy Programme in women's Empowerment, a Study of Women Literacy and National Literacy Campaign, Manohara Nayabasti, Nepal, A M.Phil. dissertation, Bergensis University.
16. Phul, B.R. and Jundhate, M.S. (2012): A Geographical Study of trend of Female Literacy in Solapur District of Maharashtra, " *Indian Streams Research Journal*" vol.2, issue. iv/may; 12, pp 1-4.
17. Shafiqullah, S. (2012): "Regional Analysis of Urban – Rural Differences in Literacy in Uttar Pradesh, India", " *Journal of Geography and Regional Planning*" vol.4(5), pp. 287-296, may 2011.
18. Talukder, R. (2012): Women Education and Rural Economic development of The Bodo community of Assam, A case Study in Barpeta and Baksa District of Assam, " *International Journal of science, Environment and Technology*", vol.1, no1, 41-48.s